





Large diameter wheels front and rear ensure confort and stability and tyre life is maximised.



The powerful and reliable John Deere engine guarantees a high torque at low engine revolutions. Both these characteristics ensure low vibration and noise level.



Space for the operator. The cab provides wide space to the driver and a clear view when manoeuvring. The truck may be fitted with pedal direction control to suit all driving styles.



Reduced maintenance for the no-wear-oil-immersed brakes.

At Your Local Dealer

Options

Balanced pedal direction control.
Complete cab, with or without heating.
Working lights.
Integrated sideshift.
Cyclon pre-filter for dusty environment.
Catalytic exhaust.
Twin wheels.

Cesab Ltd:

Unit 6, Bevan Way, Smethwick, Warley, West Midlands, B66 1BZ
Tel. +44 (0) 121 5556116 - Fax +44 (0) 121 5650414
e-mail: sales@cesab.net

Cesab Carrelli Elevatori Spa

Via Persicetana Vecchia, 10 - 40132 Bologna (Italy)
Tel. +39 051 20.54.11 - Fax +39 051 72.80.07
website: www.cesab-forklifts.com - e-mail: cesab@cesab.it



Drago 400 450 500

The CESAB DRAGO 400 450 500 are powerful and reliable high performance counterbalance fork lift trucks. With extreme strength built into every load-bearing component, the design features electronically-controlled hydrostatic transmission utilizing twin hydrostatic motors. The range comprises models with lifting capacity from 4000 to 4900 Kg and lifting height up to 6120 mm.

A quiet counterbalance fork lift truck with reduced fuel consumption from the latest generation diesel engines.

Ergonomically designed controls. The push-button controlled parking brake and the emergency switch are within easy reach of the driver. The ample storage compartment is a particularly useful feature. Fully adjustable steering wheel in both height and angle, designed to create the ideal driving position.

Improved visibility and stability. Clear-view mast with high torsional rigidity to allow safe handling of loads of all sizes. Remote positioning of the tilt cylinder mountings provides excellent visibility and structural rigidity, even with the forks fully raised.

Perfect interaction between hydrostatic transmission, engine and hydraulics: the performance of the truck can be modified to match the requirements of the operator. Automatic engine acceleration on lifting is standard.

High efficient cooling system. The special construction technology and the optimum dimensions of the radiator ensure cooling system efficiency even in the most severe ambient conditions.

Maximum reliability. Whenever the accelerator pedal is released and the truck is stationary the brakes are applied holding the truck in position, whether on level ground or on ramps.

IC counterbalanced trucks

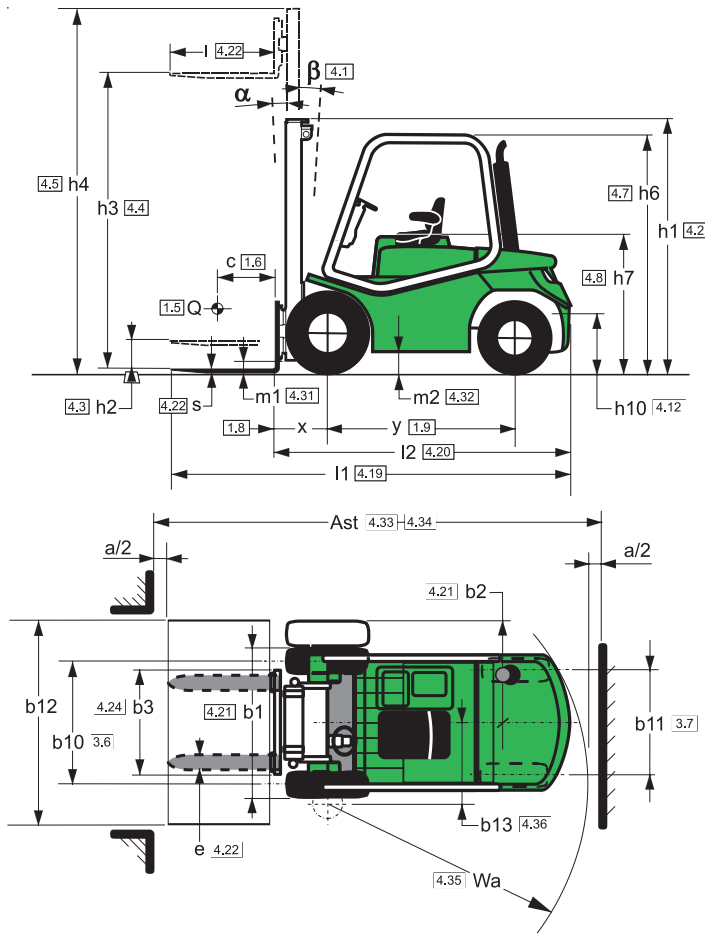
Robust and powerful. Low cost of ownership

Electronically-controlled hydrostatic transmission



VDI 2198						
Characteristics	1.1	Manufacturer	CESAB		CESAB	
	1.2	Model designation	DRAGO 400		DRAGO 450	
	1.3	Power unit: electric (battery), diesel, petrol, LPG	diesel		diesel	
	1.4	Operation: manual, pedestrian, stand-on, driver seated	driver seated		driver seated	
	1.5	Load capacity	Q (kg)	4000	4500	4900
	1.6	Load centre	c (mm)	500	500	500
Weights	1.8	Axle centre to fork face	x (mm)	509 (a)	509 (a)	574 (b)
	1.9	Wheel-base	y (mm)	1900	1900	1900
	2.1	Weight	kg	6250	6640	7000
	2.2	Axle load with load, front/rear	kg	9175 / 1075	9960 / 1180	10890 / 1010
	2.3	Axle load without load, front/rear	kg	3050 / 3200	3000 / 3640	3120 / 3880
	3.1	Tyres: C=Cushion, SE=Superelastic, PN=Pneumatic, TW=Twin	SE - PN - SE.TW - PN.TW		SE - PN - SE.TW - PN.TW	
Wheels and chassis	3.2	Tyre size, front	250-15 - 250-15 - 7.00-15 - 7.00-15	250-15 - 250-15 - 7.00-15 - 7.00-15	300-15 - 300-15 - 8.25-15 - 8.25-15	
	3.3	Tyre size, rear	250-15 - 250-15 - N0 - N0	250-15 - 250-15 - N0 - N0	250-15 - 250-15 - N0 - N0	
	3.5	Wheels, number front/rear (x = driven)	2x- 4x / 2	2x- 4x / 2	2x- 4x / 2	
	3.6	Track width, front	b10 (mm)	1186 - 1186 - 1422 - 1422	1186 - 1186 - 1422 - 1422	1230 - 1230 - 1448 - 1448
	3.7	Track width, rear	b11 (mm)	1110	1110	1110
Dimensions	4.1	Mast tilt, forward/backward	α / β (degrees)	5° / 10°	5° / 10°	5° / 10°
	4.2	Height of mast, lowered	h1 (mm)	2400	2400	2450
	4.3	Free lift	h2 (mm)	100	100	100
	4.4	Lift height	h3 (mm)	3150	3150	3150
	4.5	Height of mast, extended	h4 (mm)	3948	3948	3991
	4.7	Height of overhead guard	h6 (mm)	2480	2480	2530
	4.8	Height of driver's seat	h7 (mm)	1328	1328	1378
	4.12	Towing coupling height	h10 (mm)	500	500	550
	4.19	Overall length	l1 (mm)	3894 (a)	3954 (a)	4019 (b)
	4.20	Length to fork face	l2 (mm)	2894 (a)	2954 (a)	3019 (b)
	4.21	Overall width	b1/b2 (mm)	1410 / 1848	1410 / 1848	1483 / 1942
	4.22	Fork dimensions	s/e/l (mm)	50 x 150 x 1000	50 x 150 x 1000	60 x 150 x 1000
	4.23	Fork carriage to DIN 15173, class/form A, B		III A	III A	III A
	4.24	Width of fork carriage	b3 (mm)	1200	1200	1200
	4.31	Floor clearance, mast (with load)	m1 (mm)	150	150	150
	4.32	Floor clearance, centre of wheel-base (with load)	m2 (mm)	160	160	210
	4.33	Aisle width with pallets 1000 x 1200 across forks	Ast (mm)	4417 (a)	4466 (a)	4531 (b)
	4.34	Aisle width with pallets 800 x 1200 along forks	Ast (mm)	4617 (a)	4666 (a)	4731 (b)
	4.35	Turning radius	Wa (mm)	2708	2757	2757
	4.36	Minimum distance between the centres of rotation	b13 (mm)	-	-	-
Performance	5.1	Travel speed, with/without load	km/h	18 / 18	18 / 18	19 / 19
	5.2	Lifting speed, with/without load	m/s	0.50 / 0.55	0.46 / 0.55	0.42 / 0.50
	5.3	Lowering speed, with/without load	m/s	< 0.60	< 0.60	< 0.60
	5.5	Tractive force, with/without load	N	28000 / 25000	27000 / 25000	24000 / 25000
	5.7	Climbing ability, with/without load	%	26 / 23	24 / 23	18 / 20
	5.9	Acceleration time, with/without load	s	-	-	-
	5.10	Service brake: mechanical/hydraulic/electric/pneumatic		hydraulic	hydraulic	hydraulic
Drive	7.1	Engine manufacturer/type		John Deere 4045D	John Deere 4045D	John Deere 4045D
	7.2	Engine performance	kW	56	56	56
	7.3	Rated speed	min ⁻¹	2100	2100	2100
	7.4	Number of cylinders/displacement	cm³	4 / 4500	4 / 4500	4 / 4500
	7.5	Fuel consumption VDI-cycle	l/h; kg/h	-	-	-
Others	8.1	Type of drive control		stepless hydrostatic	stepless hydrostatic	stepless hydrostatic
	8.2	Working pressure for attachments	bar	180	180	180
	8.3	Oil flow for attachments	l/min	-	-	-
	8.4	Noise level at driver's ear	dB (A)	81	81	81
	8.5	Towing coupling, design/type DIN		-	-	-

(a) with sideshift = + 32 mm (b) with sideshift = + 34 mm



Masts specifications (4000 - 4500 Kg)						
Mast	mm	Duplex		Duplex FFL		
h3	Lift height	3150	3650	3150	3650	4150
h1	Height of mast, lowered	2400	2650	2400	2650	2900
h2	Free lift	100	100	1552	1802	2052
h4	Height of mast, extended	3948	4448	3998	4498	4998
α / β	Mast tilt forward/backward	5° / 10°		5°/8°		

Masts specifications (4000 - 4500 Kg)						
Mast	mm	Triplex			Triplex FFL	
h3	Lift height	4950	5550	6060	4300	4950 5550 6050
h1	Height of mast, lowered	2500	2700	2900	2285	2500 2700 2900
h2	Free lift	75	75	75	1442	1657 1857 2057
h4	Height of mast, extended	5750	6350	6890	5143	5793 6393 6893
α / β	Mast tilt forward/backward	5°/8°			5°/8°	

Masts specifications (5000 Kg)						
Mast	mm	Duplex		Duplex FFL		
h3	Lift height	3150	3650	3150	3650	4150
h1	Height of mast, lowered	2450	2700	2450	2700	3000
h2	Free lift	100	100	1552	1802	2052
h4	Height of mast, extended	3991	4491	4048	4548	5048
α / β	Mast tilt forward/backward	5° / 10°		5°/8°		

Masts specifications (5000 Kg)						
Mast	mm	Triplex			Triplex FFL	
h3	Corsa di sollevamento	4950	5550	6060	4300	4950 5550 6050
h1	Height of mast, lowered	2550	2750	2950	2335	2550 2750 2950
h2	Free lift	75	75	75	1442	1657 1857 2057
h4	Height of mast, extended	5820	6420	6960	5193	5843 6443 6943
α / β	Mast tilt forward/backward	5°/8°			5°/8°	

NOTES: Unless otherwise specified, all data refer to vehicles with SE tyres. All performance figures refer to fully run-in vehicles, in perfect working status with homologated tyres mix. Truck performance and dimensions are nominal and subject to tolerances.